

# Check Valve

Type LKC-2 Vertical  
Type LKC-2 Horizontal

Check valves LKC-2 are designed for use in stainless steel pipe installations to prevent reverse flow. Two versions are available, vertical and horizontal.

## Function

LKC-2 opens when the pressure below the valve seat exceeds the pressure above the valve seat. The valve closes when pressure equalization has been achieved. A higher counter pressure will allow the valve to close. Both versions are spring loaded.

## Design

In both versions, the valve body consists of two parts held together with a clamp and sealed with a sanitary gasket. Internally, the valves consist of a valve cone with guide legs and incorporate an O-ring seal. Seat alignment is maintained with an internal guide plate.

## Materials

Steel parts:

LKC-2 Vertical: Stainless steel AISI 304 or AISI 316L

LKC-2 Horizontal: Stainless steel AISI 316

Seal rings: Ethylene propylene rubber (EPDM)

Finish: Industrial or polished

Fig. 1. LKC-2 Check Valve



## Technical data

Require different pressure for opening when the valve is installed in a vertical pipe, as shown in the illustration fig. 3, is 0.9 PSI for all sizes.

Max. product pressure: 145 PSI

Max. temperature: To 284° F (EPDM)

Min. temperature: 14° F

## Options

Product wetted seal rings of Nitrile rubber (NBR) or FPM

## Ordering

Please specify the following when ordering:

- **Connections** Weld (ISO) or GC-Clamp
- **Type** Vertical or horizontal version
- **Size** Please see other side for available sizes
- **Steel grade** AISI 304 or AISI 316L\*

\*Polished versions only

## Pressure drop/capacity diagram

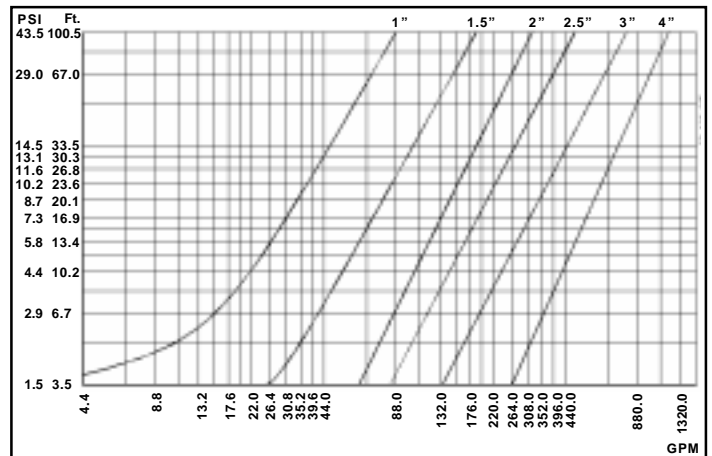
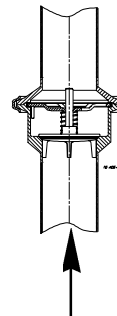


Fig. 2. LKC-2 tested with water (68° F)

The diagram is valid for mounting as shown in Fig. 3

Fig. 3. Flow direction

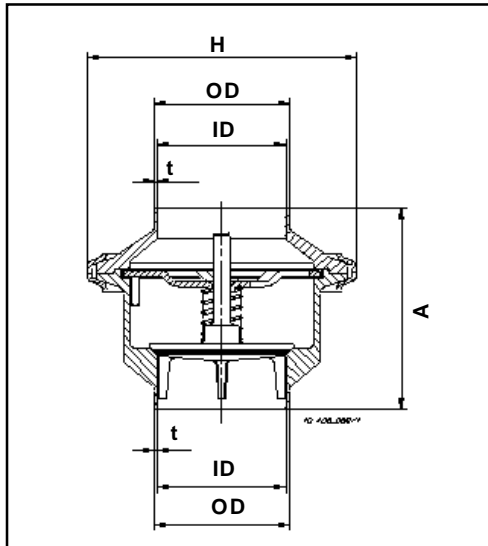


## Dimensions (inches)

### Vertical LKC-2

Size	1	1.5	2	2.5	3	4
A	2.46	2.95	3.44	3.74	4.53	6.10
OD	1.00	1.50	2.00	2.50	3.00	4.00
ID	0.89	1.40	1.91	2.38	2.83	3.84
t	0.06	0.06	0.06	0.07	0.09	0.09
H	3.23	3.75	4.29	5.39	5.83	6.46
Weight (lbs.)	1.1	1.5	2.2	3.8	5.3	9.5

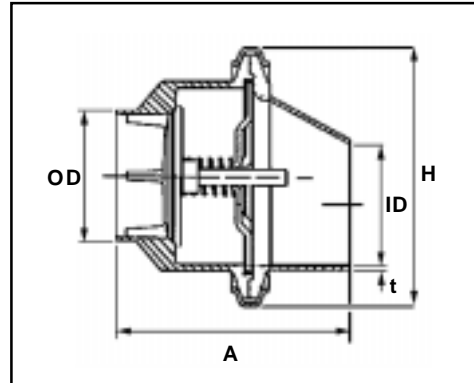
Fig. 4 Vertical LKC-2 Dimensions



### Horizontal LKC-2

Size	1	1.5	2	2.5	3
A	3.60	3.40	4.10	4.70	5.50
OD	1.00	1.50	2.00	2.50	3.00
ID	0.89	1.40	1.91	2.38	2.83
t	0.06	0.06	0.06	0.07	0.09
H	3.23	3.75	4.29	5.39	5.83
Weight (lbs.)	1.1	1.5	2.2	3.8	5.3

Fig. 5 Horizontal LKC-2 Dimensions



136 The East Mall  
 Toronto, Ontario  
 M8Z 5V5  
 Tele: 416 236-9610  
 Fax: 416 236-9611  
 Toll Free: 800-956-5630